



## Administration Report

**Report Date:** May 5, 2015  
**Meeting Date:** May 11, 2015

**To:** City Manager  
**From:** Director of Development Services  
**Subject:** Parks Survey Overview

### PURPOSE

Provide Council with an overview of the Parks Plan survey conducted in March.

### SUMMARY

- A survey to obtain public views on City parks was conducted in March.
- 357 responses were obtained; a snapshot of the responses are provided below.
- Full set of responses can be found on the City's website.  
<http://www.quesnel.ca/ourquesnel.html>
- Draft plan is being prepared, will be circulated to staff, stakeholders and posted for public review.
- Tuesday June 23 is set for public consultation on the draft plan.

### RESPONSES TO SAMPLE OF QUESTIONS

#### Questions 1 and 5

Which parks do you most:	1) Value	5) Use
	% of responses	
West Fraser Timber Park	86.55	78.09
Riverwalk	84.87	75.31
Lebourdais Park	82.07	71.6
Ceal Tingley	48.74	31.17
Alex Fraser Park	40.90	20.06
Quesnel Youth Soccer	38.10	21.3
Sugar loaf park	24.37	14.81
Johnson Park	23.53	12.65
Baker Creek Park	19.61	5.86
Bike Park	18.21	7.72
Civic Plaza	17.37	8.64
Cariboo Field	15.13	8.64
Pentland Cres/Patchet	13.73	6.79
Lewis Rink	13.73	3.7
Weldwood	12.89	5.56
Wilma Hansen Park	12.32	6.48
Chuck Beath	10.36	2.78
Albert Johnson Memorial	8.68	2.78
Funn Street	7.56	1.85

Over half of the respondents to the survey most value and most use the West Fraser Timber Park, Riverwalk and Lebourdais Park.

#### Demographics

##### Neighbourhood

25% outside City  
16% south  
13% north Quesnel  
Remaining dispersed through

##### Mobility

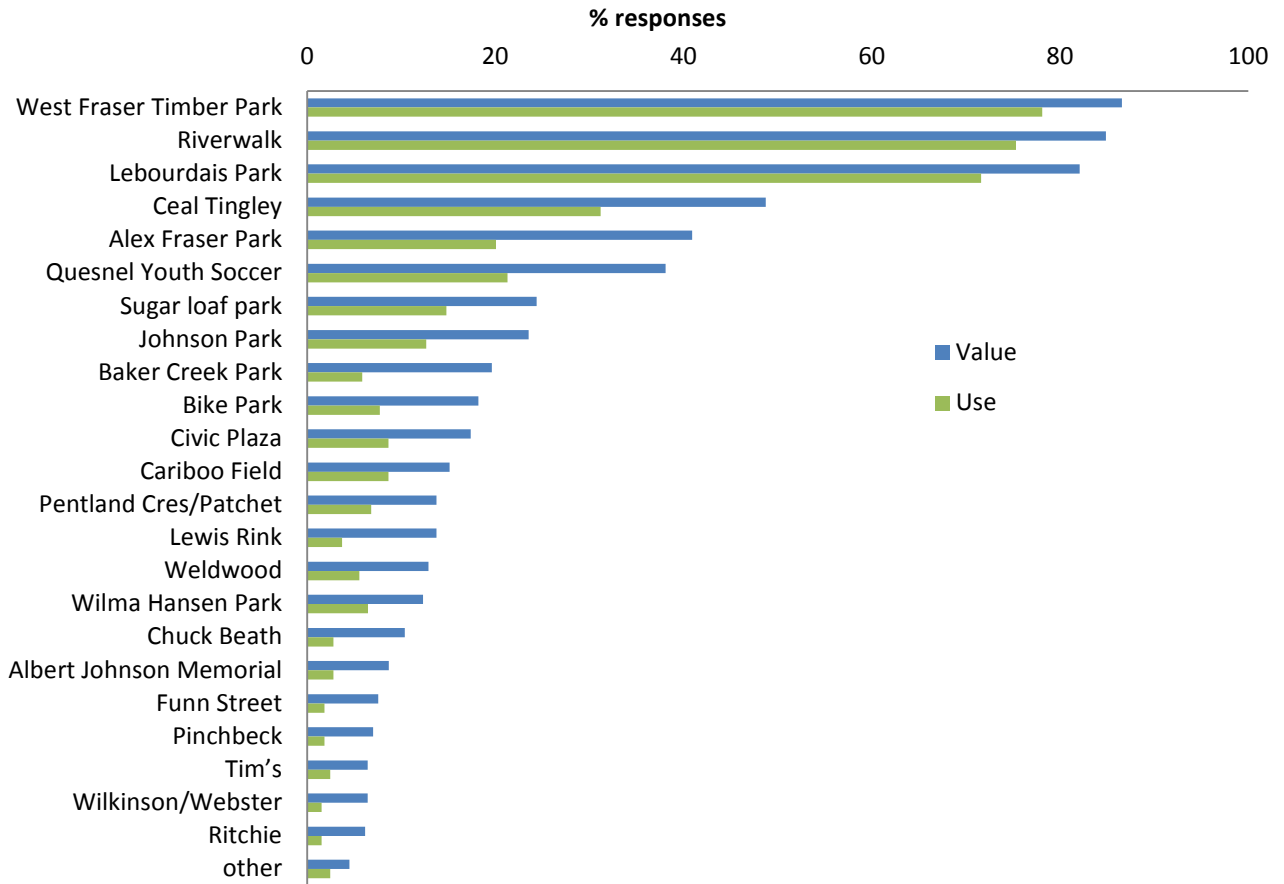
10% identified mobility issues

##### Gender

67% female  
22% male  
10% family

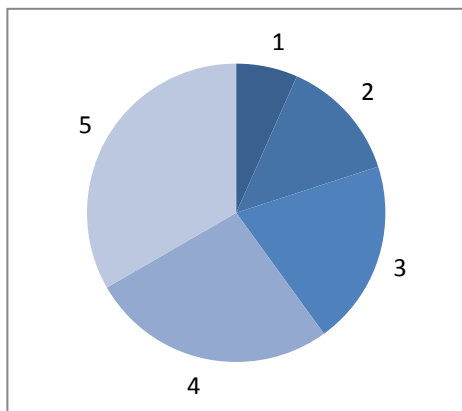
Pinchbeck	7.00	1.85
Tim's	6.44	2.47
Wilkinson/Webster	6.44	1.54
Ritchie	6.16	1.54
other	4.48	2.47

### Parks Most Valued ■ Most Used ■



### Question 2

Overall, how satisfied are you with the opportunities available in the City of Quesnel for active outdoor recreation (sports fields, tennis courts etc.)? (1 = very unsatisfied, 5 = very satisfied)

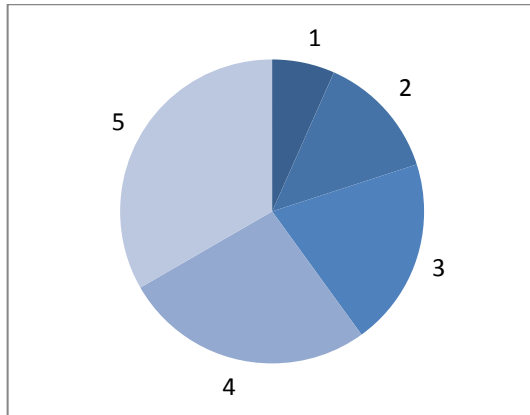


	%	#	
Very unsatisfied	1	3.14	11
	2	8.86	31
	3	24.86	87
Very satisfied	4	43.43	152
	5	19.71	69
Total			350

There were a variety of opportunities and constraints listed by residents some of the key patterns that were evident with responses included, a desire for dog parks, accessibility, forest/wilderness trails, outdoor tennis courts, a functioning outdoor rink and water park improvements.

**Question 3**

**Overall, how satisfied are you with the opportunities available in the City of Quesnel for passive outdoor recreation (i.e. sitting in a park, nature appreciation etc)? (1 = very unsatisfied, 5 = very satisfied)**

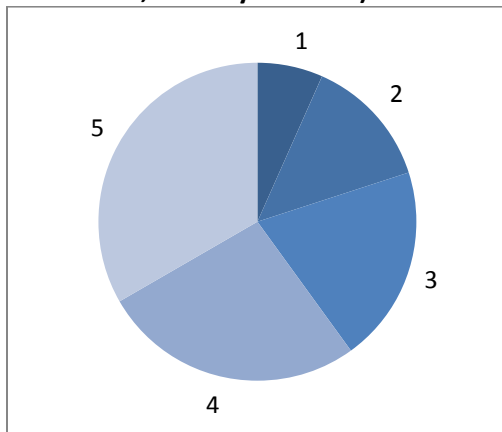


	%	#	
<b>Very unsatisfied</b>	<b>1</b>	4.34	15
	<b>2</b>	8.96	31
	<b>3</b>	26.88	93
<b>Very Satisfied</b>	<b>4</b>	32.37	112
	<b>5</b>	27.46	95
<b>Total</b>			<b>346</b>

In response to this question, residents expressed a desire for more trails within forest/wilderness settings that would allow for passive recreation closer to the City. There were 7 residents who mentioned a desire for an increased number of sitting opportunities in the form of both benches and picnic tables. There were several individuals expressing a desire for more picnic tables within park and trail settings. Another item made evident by residents was a desire for a park in the south area of Quesnel, more specifically in the South Hills neighbourhood. Approximately five residents stated a desire for a park in this area, as residents living in South Hills need to travel to other neighbourhoods within Quesnel to access parks.

**Question 8**

**How satisfied are you with the amount/type of available park space in the City of Quesnel? (1 = very unsatisfied, 5 = very satisfied)**



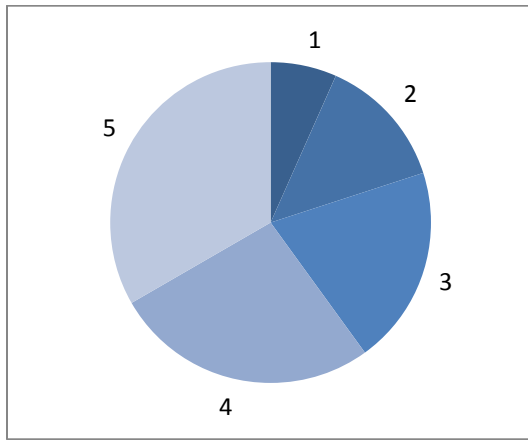
	%	#	
<b>Very unsatisfied</b>	<b>1</b>	3.76	12
	<b>2</b>	9.40	30
	<b>3</b>	26.02	83
<b>Very satisfied</b>	<b>4</b>	34.48	110
	<b>5</b>	26.33	84
<b>Total</b>			<b>319</b>

When asked about satisfaction with the amount and type of park space available many residents, approximately 16, mentioned that there is a significant need for a park in the south area of Quesnel (South Hills).

Other items that were seen as important included an increased number of playgrounds and updates to existing playground equipment. As well as upgrades to the existing skateboard park, which is about 20 years old – and was noted as something that would require improvements.

**Question 13**

**How satisfied are you with the connectivity of trails within Quesnel and with getting around easily to where you want to go using City trails? (1 = very unsatisfied, 5 = very satisfied)**



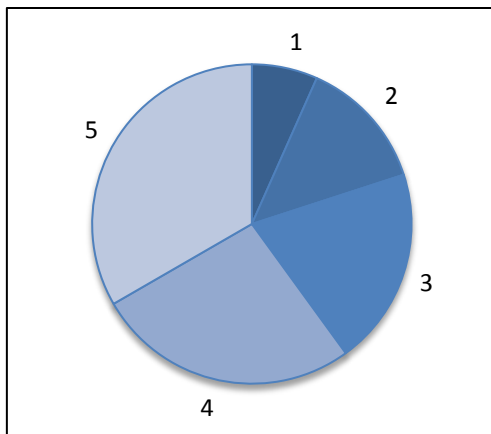
	%	#
<b>Very unsatisfied</b>	<b>1</b>	5.61
	<b>2</b>	7.26
	<b>3</b>	32.67
<b>Very satisfied</b>	<b>4</b>	31.68
	<b>5</b>	22.77
Total		303

When asked about trail connectivity and getting around the City of Quesnel some of the key issues that came up according to residents, included a need for improved commuting opportunities, signage/way finding and improved safety. Approximately 9 residents noted that there are not sufficient trail connections within the City to allow for commuting via biking or walking.

Improved signage and way finding on trails was also flagged as a need by several residents in Quesnel. Safety was also noted as an issue by many residents, approximately 11 individuals noted that there are many existing trail connections within the City that are unsafe and involve crossing the main transportation route (highway) to get to key destinations.

**Question 14**

**How satisfied are you with the surfacing and condition of trails within the City of Quesnel? (1 = very unsatisfied, 5 = very satisfied)**



	%	#
<b>Very unsatisfied</b>	<b>1</b>	3.96
	<b>2</b>	6.97
	<b>3</b>	35.31
<b>Very satisfied</b>	<b>4</b>	38.28
	<b>5</b>	16.17
Total		303

Some of the items that were mentioned by residents in terms of surfacing and conditions that need improvement include a desire for better winter maintenance; there were many residents who mentioned ice and snow removal being an issue in the winter and a deterrent from using trails. A desire to maintain shrubs and foliage along trails was also mentioned by residents, as well as exposed tree roots that are growing through the pavement and trail surfaces. In terms of surfacing and the condition of trails a lot of bumps, cracks, potholes and uneven areas were noted

## **SUMMARY OF WRITTEN RESPONSES REGARDING TRAILS**

### Trails

The key findings on resident's perceptions of trail connectivity within the City of Quesnel can be summarized as follows:

- There are insufficient opportunities for commuting within the City of Quesnel using trail connections.
- A desire for improved signage and way finding was evident for existing trails.
- There are some safety issues with existing trail connections, there are existing trail connections within the City that are unsafe and involve crossing the main transportation route (highway) to get to key destinations.

Following the assessment of opportunities and constraints mentioned by residents in the questionnaire regarding trails surfacing and conditions, some of the key findings include:

- The desire for improved winter maintenance of trails, especially in regards to ice.
- The desire for improved maintenance of shrubs and foliage along trails, as well as exposed tree roots along trails.
- A desire for better upkeep and repair of trail surfaces, due to a large number of bumps, cracks, and potholes.

## **SUMMARY OF AMENITY AND PARK IMPROVEMENT REQUESTS**

- Requests for Dog Parks (26)
- Park in South Area of Quesnel (South Hills) (16)
- Accessibility/Playgrounds (15)
- Water Park (18)
- Skateboard Park Improvements (3)
- Playgrounds/Playground Updates (6)
- Additional Benches/Picnic Tables (7)
- Forest/Wilderness/Hiking Trails (7)
- Outdoor Tennis Courts (6)
- Outdoor Rink (4)

## **ATTACHMENTS**

None

## **OPTIONS**

Receive for information.

Provide Staff with an alternate direction.

## **RECOMMENDATION**

***THAT Council receives for information the Director of Development Services report summarizing the parks planning survey conducted in March 2015.***